

Ultrathin Touch Slide RF Remote Controller

- Apply to RGB or RGB+W LED controller.
- Ultra sensitive color adjustment touch slide.
- Each remote can match one or more receiver.
- CR2032 battery powered.
- Operate with LED indicator light.
- Magnet on the back which can be easily stuck on back holder or any metal surfaces.



KYRA-13R13-W
RGB



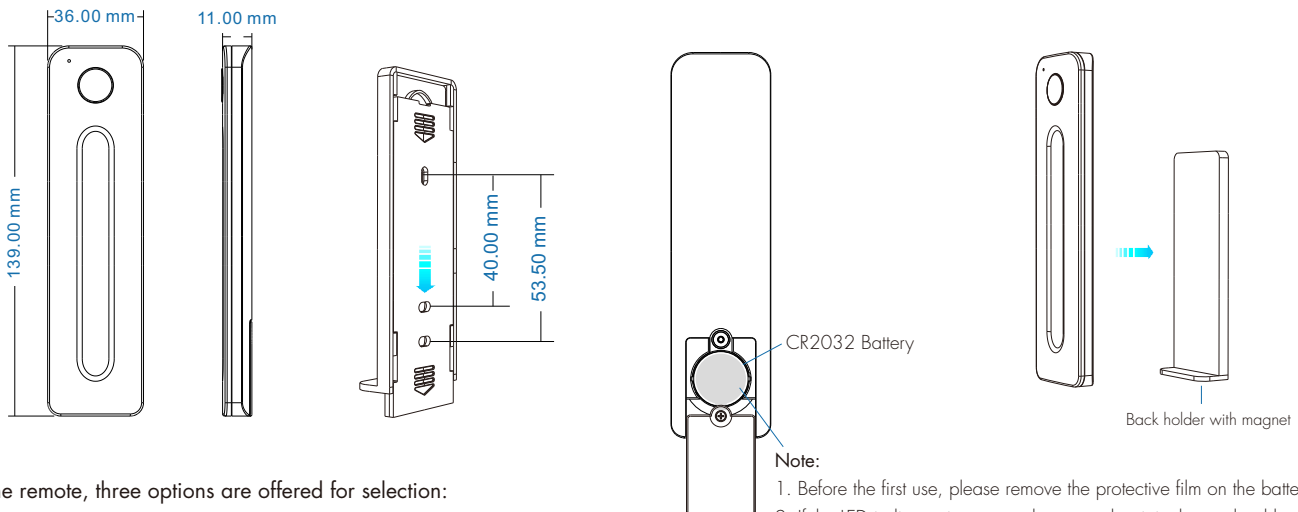
KYRA-14R14-W
RGBW

FC CE RoHS RED IC

Technical Parameters

Input and Output		Safety and EMC		Package	
Output signal	RF(2.4GHz)	EMC standard	ETSI EN 301 489-1 V2.2.3	Size	L156 x W48 x H22mm
Working voltage	3VDC(CR2032)		ETSI EN 301 489-17 V3.2.4	Gross weight	0.075kg
Working current	<5mA	Safety standard	EN 61347-1:2015+A1:2021	Environment	
Standby current	<10μA		EN 61347-2-13:2014+A1:2017	Operation temperature	Ta: -30 °C ~ +55 °C
Standby time	1 year	Radio Equipment	ETSI EN 300 328 V2.2.2	Warranty	
Remote distance	30m(Barrier-free space)	Certification	CE RED	Warranty	5 years

Mechanical Structures and Installations



To fix the remote, three options are offered for selection:

- Option 1. Can be adsorbed directly onto metal surfaces.
- Option 2. Fix the remote' back holder on the wall with two screws.
- Option 3. Adhere the remote' back holder to the wall with paster.

Match Remote Control (two match ways)

End user can choose the suitable match/delete ways. Two options are offered for selection:

Use the controller's Match key

Match:
Short press match key, immediately press on/off key on the remote.
The LED indicator fast flash a few times means match is successful.

Delete:
Press and hold match key for 5s to delete all match,
The LED indicator fast flash a few times means all matched remotes were deleted.

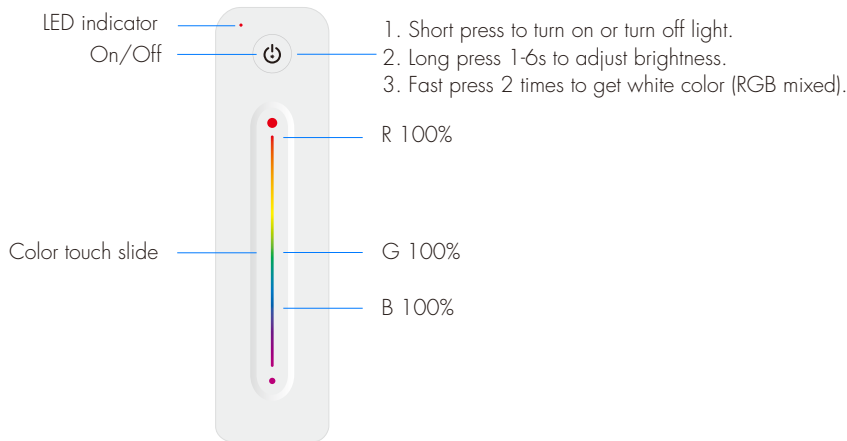
Use Power Restart

Match:
Switch off the power, then switch on power, repeat again.
Immediately short press on/off key 3 times on the remote.
The light blinks 3 times means match is successful.

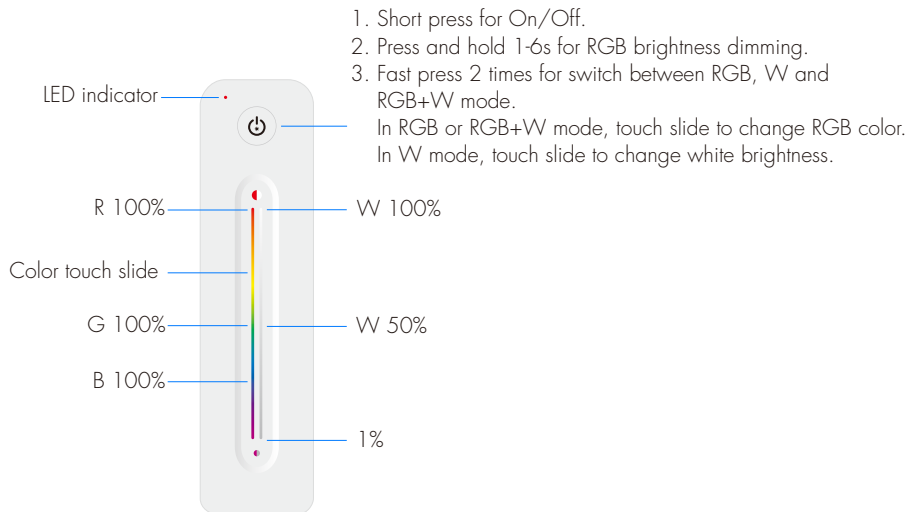
Delete:
Switch off the power, then switch on power, repeat again.
Immediately short press on/off key 5 times on the remote.
The light blinks 5 times means all matched remotes were deleted.

Key Function

● KYRA-13R13-W 1 zone RGB remote



● KYRA-14R14-W 1 zone RGBW remote



Safety Information

1. Read all instructions carefully before you begin this installation.
2. When installing battery, pay attention to the battery positive and negative polarity.
A long time without the remote control, remove the battery.
When remote distance becomes smaller and insensitive, replace the battery.
3. Remove and immediately recycle or dispose of used batteries according to local regulations and keep away from children.
Do not dispose of batteries in household trash or incinerate.
4. Do not force discharge, recharge, disassemble, or heat the battery.
5. Stop using the product if the battery compartment is not securely closed.
6. If swallowing occurs seek medical attention immediately.
7. Gently handle remote, beware of falling.
8. For indoor and dry location use only.