


WiFi & RF Smart AC Switch

- WiFi + RF + AC push smart switch, without dimming function.
- To switch single color LED lamps, traditional incandescent and halogen lights.
- Tuya smart APP cloud control, support on/off, delay turn on/off light and timer run function.
- Voice control, support for Amazon Alexa, Google Assistant, Tmall Genie and Xiaodu voice assistant.
- Compatibility with RF 2.4G dimming remote control.
- Each KYRA-17SS-L controller can also work as WiFi-RF converter, then use Tuya smart APP to control one or more RF switch or controller synchronously.
- Connect with external push switch optional.
- High-inrush specification relays (normally open).

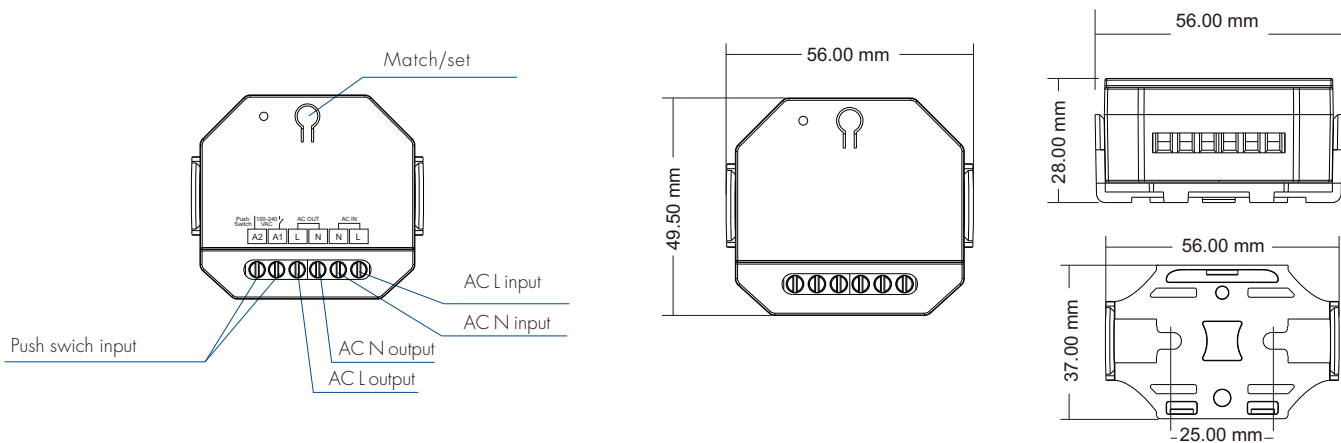


CE RoHS

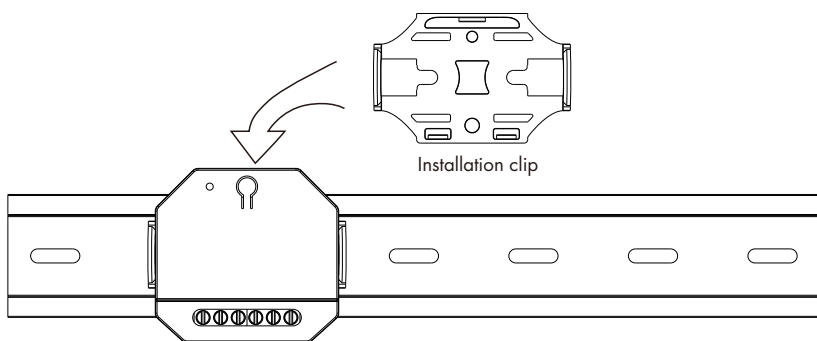
Technical Parameters

Input and Output		Safety and EMC		Environment	
Input voltage	AC100-240V	EMC standard	EN IEC 55015/EN IEC 61547 ETSI EN 301 489-1/-3/-17	Operation temperature	Ta: -30 °C ~ +55°C
Output voltage	AC100-240V	Safety standard	EN 60669-1/-2	Case temperature (Max.)	Tc: +85°C
Output current	1.5A (Resistive load) 10A (inductive load)	Radio Equipment	ETSI EN 300 440 ETSI EN 300 328	IP rating	IP20
Output power	1500-3600W	Certification	CE RoHS	Package	
Relay surge current	120A (20ms)	Warranty		Size	L60 x W60 x H40mm
Input signal	WiFi + Push switch + RF 2.4GHz	Warranty	5 years	Gross weight	0.061kg
RF Control distance	30m (Barrier-free space)				

Mechanical Structures and Installations

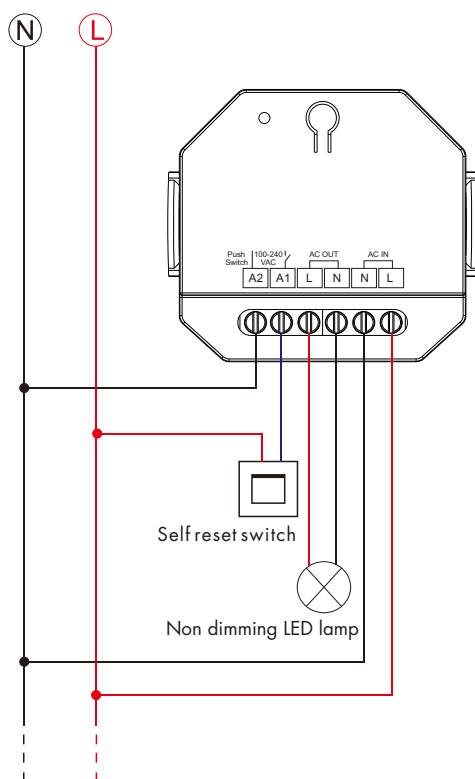


Installation method



- Note:**
1. The installation must be installed or removed by a professional electrician.
 2. Please keep the device out of the reach of children.
 3. Please keep away from water, humid or hot environment.
 4. The device should be kept away from strong signal sources (such as microwave ovens) to avoid signal interruption and cause the device not to work properly.
 5. Avoid placing the device close to or near high-density materials (such as metal, concrete walls, etc.), which will reduce or block the wireless signal.

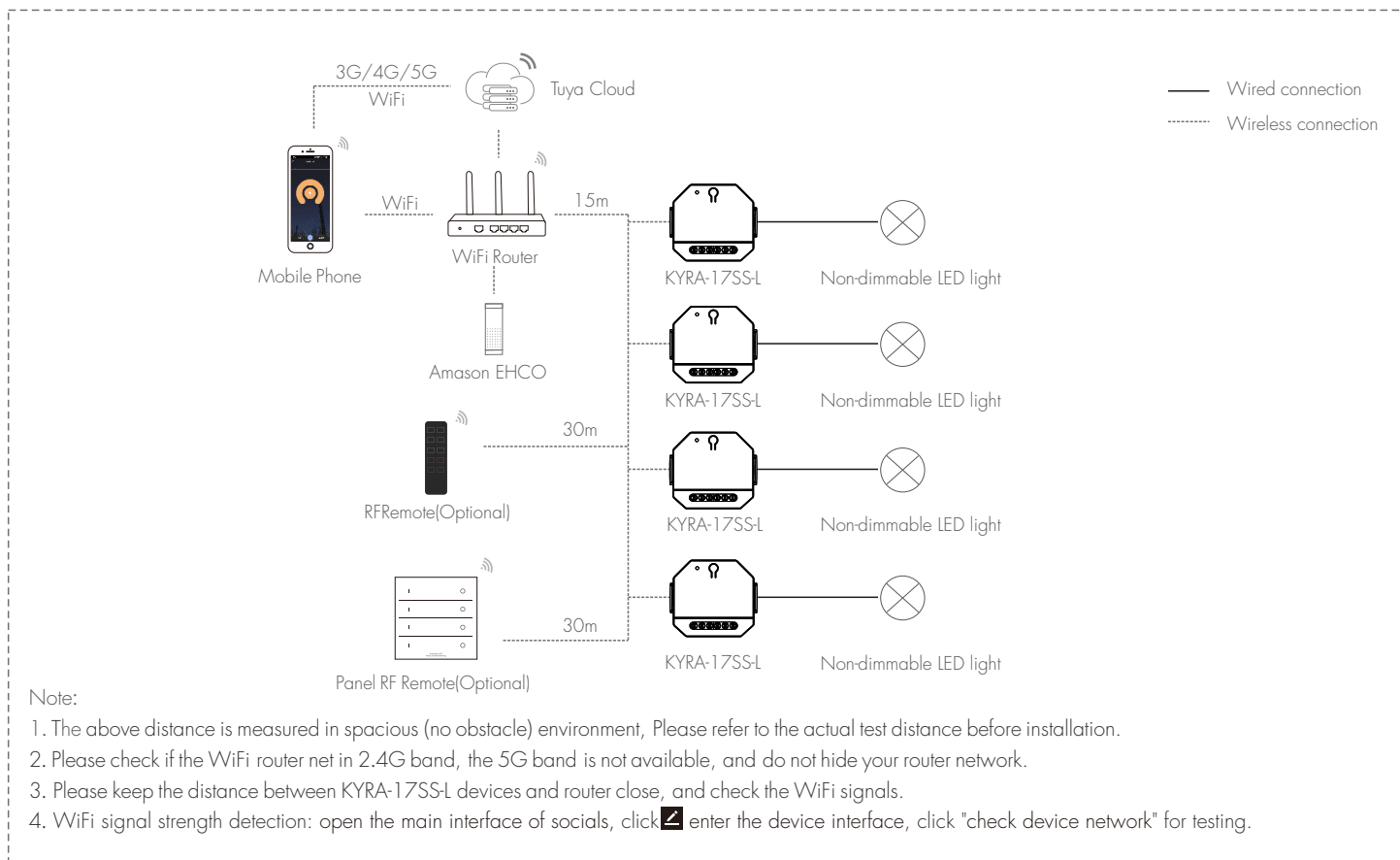
Wiring Diagram



Self reset switch:
Short press, turn on the light;
Short press again, turn off the light.

Note:
The MAX. surge current of the switch is 120A.
When connecting multiple capacitive (LED power supplies) or inductive loads,
the sum of the surge currents can not exceed its maximum value.
Otherwise, long-term use may cause product damage.

System Wiring



Note:

1. The above distance is measured in spacious (no obstacle) environment, Please refer to the actual test distance before installation.
2. Please check if the WiFi router net in 2.4G band, the 5G band is not available, and do not hide your router network.
3. Please keep the distance between KYRA-17SSL devices and router close, and check the WiFi signals.
4. WiFi signal strength detection: open the main interface of socials, click enter the device interface, click "check device network" for testing.

APP Operating Instruction

• Download and open APP

Search for "Tuya Smart/Smart Life APP" in the app store, or scan the QR code on the right to download the APP. Register and login after installation.



Smart Life



Tuya Smart

• APP Pairing Network

Press and hold Match/Set key for 5s, or push twice Match/Set key fastly, clear previous network connection, enter WiFi config mode, the blue LED indicator flash fastly.


Repeat power on and off for 5 consecutive times, also clear previous network connection, enter WiFi config mode, the output LED will flash 10 times.

If Tuya Smart APP network connection succeed, the blue LED indicator will stop flash, and in Tuya Smart APP, you can find SWITCH device.

When controlling the light with Tuya Smart/Smart Life APP, if the network connection is poor, you can control the light with Bluetooth connection within the Bluetooth control range.

Note: The light can not be directly controlled by Bluetooth without WiFi configuration.

APP Interface



Switch Interface

Touch on/off key to turn on or off light.

The Timer can be set to automatically turn on or off lights for the next 24 hours

The schedule can be add multiple timers to turn on or off the lights according to different times.

KYRA-17SS-L Match RF Remote Control

User can choose the suitable match/delete ways. Two options are offered for selection:

Use the KYRA-17SS-L's Match key

Match:

Short press match key of KYRA-17SS-L, immediately press on/off key (single zone remote) or zone key (multiple zone remote) on the remote.

Delete:

Press and hold match key of KYRA-17SS-L for 10s to delete all match, The light blinks 5 times means all matched remotes were deleted.

Use Power Restart

Match:

Power on, power off, and then repeat again, Immediately short press on/off key (single zone remote) or zone key (multiple zone remote) 3 times on the remote. The light blinks 3 times means match is successful.

Delete:

Power on, power off, and then repeat again, Immediately short press on/off key (single zone remote) or zone key (multiple zone remote) 5 times on the remote. The light blinks 5 times means all matched remotes were deleted.

KYRA-17SS-L Work as WiFi-RF Converter to Match Other RF Switch or Controller

User can choose the suitable match/delete ways. Two options are offered for selection:

Use the controller's Match key

Match:

Short press match key of the controller, immediately press on/off key on the Tuya APP. The LED indicator fast flash a few times means match is successful.

Delete:

Press and hold match key of the controller for 5s, The LED indicator fast flash a few times means match was deleted.

Use Power Restart

Match:

Switch off the power of the controller, then switch on power, repeat again, Immediately short press on/off key 3 times on the Tuya APP. The light blinks 3 times means match is successful.

Delete:

Switch off the power of the controller, then switch on power, repeat again, Immediately short press on/off key 5 times on the Tuya APP. The light blinks 5 times means match was deleted.