
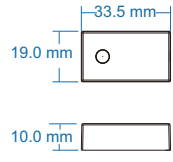


Induction Sensor Head

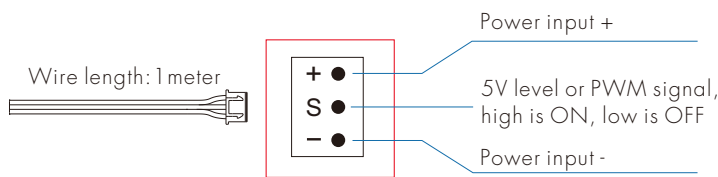
CE RoHS  LVD

Model	Product name	Product picture	Size	Sensor data
KYRA-22EW	Wood Touch Sensor			Dimming range: 0-100% PWM Frequency: 2KHz Detective distance: ≤5cm

Features

- Powered by low voltage 5VDC, output 5V level or PWM signal.
- PIR motion sensor: when people enter the sensitive field, the light turn on; when people exit the sensitive field, the light turn off after 30 seconds.
- Wood touch Sensor: the medium can be wood, glass or plastic.
Short touch the sensing area to turn on or turn off light; long touch the sensing area to dimming up or down.
- Touch sensor: short touch the LED to turn on or turn off light; long touch the LED to dimming up or down.
- Door sensor: when the door open, or no obstacle ahead, the light turn on gradually; when the door close, or obstacle ahead, the light turn off gradually.
- Hand sweep sensor: when hand sweep, the light turn on gradually; when hand sweep again, the light turn off gradually.

Sensor wire define



Induction sensor head installation and application

